

How to dress a sofa

Sofa dressing is an art in itself that can really show your sofa off to full effect. But here's the thing, it involves a little patience and some insider sofa skills to get it right.



Curious about what sofa dressing involves in reality so you can try it at home?

Here are our top 5 tips for how to dress a sofa

1. Consider your cushions

Large or small, tasseled or straight-edged, cushions are the ultimate sofa accessory (like the belt to your trousers or the scarf to your jacket) that are at the very heart of stylish sofa dressing. And the great thing is, you can play it as safe or be as adventurous as you like!

It's perfectly ok to put plain cushions with a plain sofa for an all-round matching end finish. If you prefer this approach, selecting cushions that are the same colour, but just one or two shades lighter or darker than your sofa can have a dramatic effect.

However, if you prefer something more 'out there', then bold prints (jungle designs are trending right now) and geometric patterns are the most certainly the way to go. Don't forget to experiment with cushion sizes either, selecting one or two standout feature cushions that are larger than the rest is a simple, yet highly effective sofa dressing tip used by many an expert.

A 2022 design tip from our stylist, Victoria Foster: Black accents are going to be big, providing a beautiful contrast against natural wood tones and other organic materials. Think black cushions and black throws in all sorts of different sizes and textures.

2. Tinker with texture



Heavy fabrics, such as velvets, crushed chenille and woven material give sofas immediate snug appeal, especially if you're casually draping a couple of throws over an arm and over the back of your sofa. Meanwhile, wool always goes well against cotton upholstery, and mixing and matching different textures, e.g. velvets and silk, chunky knit and linen is highly effective too. Don't forget about the more intricate details too, such as tassels, fur, bobbles, fringes and many more different types of edging.

3. Delve into the detail

If your sofa is patterned, be it striped, checked or flecked, it will have dominant and less dominant colours running through it. Now, depending on your personal preference, you may want to pick out the dominant colour and then buy sofa accessories, such as throws and cushions, to highlight that one colour. Or, if you want to make more of the less dominant colour, then you may be able to find accessories in that particular shade that make it pop when placed on your sofa.

The devil really is in the detail when it comes to sofa dressing. Picking out the smallest of details, e.g. cushion bobbles that match your sofa stripes or throw edging that's the same texture as your scatter back cushions, can really make your sofa stand out.

A 2022 design tip from our stylist, Victoria: 1970s retro is all the rage, so don't be afraid to experiment with rattan furniture, more natural materials and earthy colour schemes when you're picking out the sofa details you want to shine through.

4. Throw around some throws



Throws are more than just large blankets that protect treasured sofas from little hand marks, spillages and pet hair. Yes, they are practical, but they should be carefully considered (if you don't want your sofa to look like it's been covered up because you've got the decorators in, that is).

As you may well already know, throws come in all different shapes, sizes, patterns and textures capable of enhancing any sofa while also giving it that added comfort factor. However, choosing your throw is just the start; how you position it on your sofa is the differentiator between making a statement and simply covering your sofa from the kids. If you already happen to have a throw on your sofa, take a look at it – does it look a little on the relaxed side or does it give your sofa a more prepared look? You'd be surprised at the dramatic difference a little throw folding and rearranging can do....

5. Light it up

Feature lighting and sofas are the perfect pairing. A thoughtfully-positioned floor lamp shining a splash of light over your suite magically transforms the room, not to mention puts your sofa at the heart of everything. Floor lamps are the best at framing sofas and making them look even more inviting. What's more, if your sofa is the place you like to sit and enjoy your book; angle your lamp to create the perfect reading spot that's both comfy and bright enough to get lost in your latest read.

Dressing your sofa is the perfect opportunity to make your mark and make your sofa look nothing but sensational. The smallest of tweaks is all it takes to see your sofa in a whole new light. Isn't it about time your sofa, old or new, was treated to a good old dressing up?

Got a scatter back sofa you think deserves a new lease of life? Have a read of our [How to style your scatter back sofa](#) article.

Trending: Botanical sofas

With the Botanical trend set to be one of the hottest styles of 2022, make sure you're one step ahead by discovering ways of effortlessly incorporating it into your home.

If you're a lover of statement pieces, floral patterns and jewel tones, then this maximalist approach to interior design will certainly tick all of your boxes.



Defy expectation and harness florals all year round as these darker prints certainly aren't limited for spring.

There are many ways of implementing this style whilst complementing your existing décor.

Read on to find out how you could make it work for you.

What is the Botanical trend?

Botanical is all about inviting the outdoors in with the innovative use of organic materials and shapes, married with prints and patterns that truly embrace natural beauty.

Introducing these elements into your home is easier than you may think, from nature-inspired textiles to choosing furniture and accessories crafted from naturally-sourced materials, the possibilities are endless.

The use of neutral colour schemes and pops of greenery equally work to bring the outdoors in.

Botanical designs have a way of connecting us to nature and keeping us feeling grounded. This look has undeniably linked roots to Biophilic design, which harnesses our evolutionary need to be at one with nature.

So what better feeling for your living space where you go to unwind?

When we spoke to our Head of Buying, Ashleigh Ellis, we wanted her take on why botanical design is so on trend right now? This was what she had to say:

"The beauty of the outdoors has for centuries soothed the troubled mind, and after the last couple of years in a pandemic, we have spent more time than ever in our homes. 'Bringing the outside in' allows the escapism from day to day life and our botanicals ranges are the perfect sofas for this. Botanical art evolved to show flowers in all their glory; this was our design inspiration when creating the Botanical ranges. Bringing the glorious flora and fauna into the home the bejewelled colours of the age-old floral transport you to the gardens of Chelsea and the ferns too following the tropical world of Kew. Bloom and Ferndale are both designed and upholstered in the UK, we used British artists to create our floral vision on luxurious recycled velvet to co-ordinate with our beautiful deep coloured velvet upholstery."

How to incorporate the trend into your home

There are so many ways to incorporate the Botanical trend into your home, whether this is with your larger furniture items such as floral sofas, down to the finer details, such as your soft furnishings or lampshades.

As floral and botanical designs are bang on trend this year, essentially adding any nature-inspired elements will work to welcome the outdoors in.

With our darker floral print sofas, you're sure to make a statement in your living space, and with a choice of a [3-seater sofa](#), a [love chair](#) or [circular footstool](#) (to name a few) available, there's plenty for you to lust after.

If you're looking for a stand-out piece, our [Ferndale patterned chair](#) has got you covered. This eye-catching show-stopper will have your guests in total envy of your living room style.

Boasting a stunning motif design along the side and of course, on the scatter cushion, this is the botanical print sofa chair of dreams.



On the other hand, if you're not feeling quite as daring and your style's more minimalistic, why not opt for our beautiful floral footstool with a coloured sofa of your choice for a complementary pairing?

For those who prefer to be a little more understated, this is also available in a non-patterned variation.

Or perhaps you could replicate the look by adding floral motifs cushions to your existing sofa – the important thing to remember is styling these bold prints is incredibly versatile and can be easily scaled up or down depending on your personal style!

Aside from larger furniture pieces, there are other ways people can incorporate the trend into their homes. This is what Ashleigh recommends:

To enhance the beautiful Botanical theme in your home think about how to use accessories, the simple things to make a truly cohesive scheme. Consider the following:

- *Draw on the art of a florist and arrange items large and small to make one glorious bouquet in your living space*
- *Botanical prints framed simply can add a splash of colour to any wall*
- *Play with texture underfoot by picking out a rug to suit your style – for the maximalist look choose one of the bejewelled colours or for the very brave a glorious floral rug. For a more subtle approach opt for a jute or hessian type rug!*
- *The addition of a matching lampshade placed on a side table will add a layer of sophistication*
- *Small accessories, house plants and flowers will give you the chance to change things up from time to time so you never get tired of your beautiful home, be creative then sit back and enjoy.*

Styling up your sofa can be done in so many ways, check out our [How to dress a sofa](#) article for more inspiration.



What colours go with the Botanical trend?

Our Botanical range is split into two: the [Bloom](#) and [Ferndale](#) collections, and they both feature a whole palette of colours in sumptuous velvet:

Bloom:

- Blush pink
- Green (as seen in this articles imagery)
- Brown
- Mink
- Mustard

Ferndale:

- Gold
- Green
- Grey
- Navy (as seen in this articles imagery)

Naturally, green is an ideal choice for all pairings; bringing out the colours found organically across nature.

For the blues, greens and orange tones (such as mustard and gold), pink is a fantastic complementary colour.

For the brown and mink tones, couple them with any pop of colour to make a statement. As they're part of the neutrals family, they work with most interior schemes.

For the grey option, bold choices like yellow and red are a match made in heaven as they balance each other beautifully. We've got plenty more grey sofa living room ideas if you need any inspiration

Ashleigh explains the thought process she took to style our displays in your local ScS store. Hopefully, this will inspire your in-home styling. "Bloom with its elegant scroll arm features the more traditional rose-like pink and red toned flowers and would pair beautifully with shabby chic furniture (think romantic vibes) but don't be afraid to double or triple up on your colour of choice "more is more". In stores, the Bloom range is displayed in green velvet and we added green panels on the wall behind and a green rug to finish the look. The Ferndale in our stores is dressed in blue velvet and we have added a pop of pink to the walls to make the blue sing. We dressed the floor with a jute rug and added lots of greenery to ground this stylish piece, it's such a beautifully simple shape that can be surrounded by lots of different plants in all shapes and sizes."



If you're planning on a total revamp, we recommend you work your décor around your statement furniture as this is the star of the show and will lead the way with your other interior picks.

Let's start with carpet – as the Botanical range is bursting with bright colours and bold prints, a neutral coloured carpet, such as beige, grey, or cream would certainly be a recommended option as they all offer the perfect base to work with.

If you're on the market for a new carpet, then be sure to [browse all our carpets here](#).

When it comes to the accessories, such as your light fixtures and your chosen artwork, you can certainly have a play around with patterns and prints.

You can also use these elements to introduce botanicals into your home.

How about some luscious leafy-print curtains or a forest scene canvas?

These elements are far more interchangeable and will be easier to switch out when the time comes for your next style change.

Our Botanicals range also pair beautifully with a choice of wall colours, in particular, we recommend Jasmine White with both our Bloom sofas and our Ferndale.

In fact, any neutral shade will work wonderfully to offset the boldness of the Botanical range.

On the other hand, if coloured walls are more your style, then you'll be spoilt for choice as there are plenty within the prints you can pull out and make a feature of.

Interested in reading more about sofa style trends for this year? Our 8 On-trend Sofa Styles article has all the inspiration you could need to make sure you're always in the know.

Is the Botanical range at ScS sustainable?


Yes - it sure is.

Both the Bloom and Ferndale sofa collections are intently crafted from sustainable fabrics used across the scatter cushions and the footstools.

Mindfully reflecting the botanical concept of the collection by improving the world around us - one sofa at a time.

Our favourite pieces from the new Botanical ranges

Loving botanical? So are we! Take a look at our top picks from the [Bloom](#) and [Ferndale](#) ranges.



Botanicals **Bloom 3 Seater Sofa Scatter Back**

Now **£689**

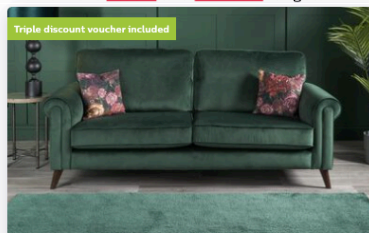
Was £949 | Sale £699

Voucher price
£669

£ 14.15 a month for 4 years | 0% APR

More colours available

More details



Botanicals **Bloom 3 Seater Sofa Standard Back**

Now **£759.99**

Was £1,019 | Sale £769.99

Voucher price
£739.99

£ 15.62 a month for 4 years | 0% APR

More colours available

More details



Botanicals **Bloom Round Patterned Footstool**

Now **£259.99**

Was £329 | Sale £269.99

Voucher price
£239.99

More colours available

More details



The inside guide to creating your dream farmhouse dining room

There's something instantly comforting about a farmhouse kitchen. Maybe it's the warm, rustic wood or the large, inviting dining table, where many an evening is spent enjoying hearty meals and great company.



Farmhouse dining rooms help make a house a home, with their functional yet cosy features and timeless styling. No wonder they're the hub of so many homes, and have been for so many decades.

Here, we guide you through the key elements of farmhouse design that can easily be incorporated into roomy rural locations, as well as modern inner city pads.

Farmhouse dining rooms help make a house a home, with their functional yet cosy features and timeless styling. No wonder they're the hub of so many homes, and have been for so many decades.

Here, we guide you through the key elements of farmhouse design that can easily be incorporated into roomy rural locations, as well as modern inner city pads.

What is the farmhouse style?

Farmhouse style essentially means inviting, comfy and functional. For many, farmhouse dining instantly conjures up images of delicious pots of home cooking being rustled up for friends and family, who are all gathered together for some much-needed quality time.

From an interior design perspective, farmhouse style translates into heavy wooden furniture, chunky detailing, open shelving and a touch of shabby chicness to it all!

What is a farmhouse style table?

Farmhouse tables are the centrepiece of all great farmhouse dining room layouts. There's something raw, natural and rustic about farmhouse dining tables. By this, we mean they usually feature a chunky wooden top made from solid planks of oak or pine or some other form of wood, reclaimed or new.

The legs are distinctively 'farmhouse' too - sturdy wooden spindles. When it comes to modern farmhouse design, look out for tables in different colour combinations and material combinations too, e.g. wooden top and metal legs.

How wide should a farmhouse table be?

From a practical perspective, the width of your farmhouse table depends on how large your dining room or kitchen is.

While the farmhouse dining vibe is all about making your table one of the key features of your space, you need to have enough space to easily use and walk around it.

The good news is, farmhouse tables are available in a range of dimensions, so you should easily find something that fits your home. But generally speaking, most farmhouse dining tables are between 36" and 40" wide. Four-seater tables are around 48" long, and five to six-seaters are at least 60" long.



5 tips for transforming your dining room into a farmhouse dining room

Turning your dining room into a farmhouse-style dining room is easier than you may initially think! Here are some tips to help you get started:

- 1. Strip your colour scheme back to neutrals** – for a fresh country look, opt for neutral colours (no more than three). Examples include: cream, white, greys and beiges.
- 2. Bring in chunky wood pieces** – this most definitely should include a hardy, butcher's block-type table and chunky chairs or benches. And if you have the space, a wooden sideboard or dresser (both can be painted in different colours, e.g. duck egg or grey for a more modern look). For a table/bench dining set, take a look at the [Marylebone Dining Table, Bench & 4 Chairs](#) or the [Harper 1.8m Fixed Top Dining Table with 2 Check Scroll Back Chairs & Bench](#).
- 3. Introduce spindles** – whether it's spindle legs on your table or spindle legs on your chair backs and legs, spindles instantly scream farmhouse design.
- 4. Use natural materials** – for instance, rush rugs, rattan light shades, wicker baskets, bamboo placemats; they all look the part in a farmhouse kitchen.
- 5. Accessorise the space** – keep your dining table set as the focal point, but also incorporate farmhouse details, such as decorative plates (on the walls or in dressers), fresh herbs, wooden decorations and heavy ceramic vases.

Modern farmhouse dining sets



Cruz 1m Extending Dining Table & 4 Button Back Chairs
£945.99



Brooklyn 1.3m Extending Dining Table with 4 Natural Cross Back Chairs
£999



Becks 1.8m Fixed Top Dining Table with 4 Check Scroll Back Chairs
£1,299

Cruz 1m Extending Dining Table & 4 Button Back Chairs

This Cruz dining set is brimming with country character with a contemporary twist. The traditionally- jointed top adds to the rustic look of this stunning dining and occasional furniture collection.

Key features:

- Crossback, button back, ladder back and scroll back dining chairs available
- Three sizes of extending dining tables available for all room sizes
- Traditional joint detailing

Brooklyn 1.3m Extending Dining Table with 4 Natural Cross Back Chairs

The radiant warm oak finish and traditional style look right at home in any dining room, with detailing including rounded corners, solid proportions and tapered legs.

Key features:

- Dining table can be purchased with or without dining chairs
- Oak, oak veneer, pine traditional design options

Becks 1.8m Fixed Top Dining Table with 4 Check Scroll Back Chairs

Classic and contemporary, this dining set is a real head-turner with its chunky statement legs in a contrasting charcoal finish. Gently lime-washed oak tops finished with chrome cup handles really make this set look the part in any surrounding.

Key features:

- Contemporary, statement legs in a charcoal finish
- Four sizes of extending dining tables available for all room sizes

Like the criss-cross leg style? Take a look at the [Victoria dining set too](#).

Rustic dining table sets



Temple Dining Table & 6 Chairs
£1,319



Herrington Rectangular Dining Table & 4
Chairs
£489



Romeo 1.25m Extending Dining Table & 4 Cross Back Chairs

Rustic charm and timeless styling combine to create the Romeo dining set, featuring a traditionally-jointed top, adding to the overall country look.

Key features:

- Traditional joint detailing
- Two sizes of extending dining tables available for all room sizes

Isabella Round Dining Table & 4 Chairs

Classic country living comes alive with the Isabella dining set. Featuring an oak veneer table top, the classic ivory lacquer base perfectly complements the oak tones. Choose between a rectangle or round pedestal table.

Key features:

- 25mm oak veneer table top and ivory lacquer base
- Dining table and chairs can be purchased separately

Temple Dining Table & 6 Chairs

Traditional farmhouse joint detailing and tapered legs are among the key features of the Temple dining set, which features a large top and extendable table option.

Key features:

- 35mm top and a 40cm butterfly extension system
- White oak and solid veneers

What's not to love about farmhouse style, whether it's modern farmhouse or rustic farmhouse? No wonder it's been around for so many years and will continue to be around for many more!

[Shop more dining tables & chairs](#)

10 of the best sideboards

Something that wouldn't look out of place in Dot Cotton's front room, sideboards have had a 21st century revival and are now being seen as more than just a storage solution.

These days, sideboards are available in all sorts of different styles and finishes to complement any room.



What do people use sideboards for?

A furniture staple that reportedly started to pop up in the UK from the 1770s, sideboards were traditionally used in dining rooms to serve food and display dishes, as well as for storage purposes.

Fast forward to the current day, and modern sideboards have become much more than just functional pieces; they're a stylish addition to any home. There are no rules to using them either. In fact, people put them to good use in all sorts of ways. For instance, for:

- Displaying photos, ornaments and plants
- Office, bedroom and toy storage
- Room dividers
- TV/console units
- Dressing tables
- And even, mini bars!

Can you use a sideboard as a dresser?

Absolutely. In fact, dressers and sideboards are pretty much the same thing, only sideboards tend to have smaller proportions, making them more suited to smaller spaces.

Using a sideboard as a dresser means you will lose the storage at the top, but then you can always potentially gain storage by choosing a drawer with lots of cupboards and drawers.

Can you use a sideboard in the kitchen?

Yes, you can.

Back in the early days of sideboards, they were a common feature in most dining rooms and kitchens. Having a kitchen sideboard isn't a new phenomenon, especially given the fact they are essentially dressers without the top section.

10 of the best sideboards

1. Harper Small Sideboard

This neatly-proportioned sideboard is classic and contemporary, all rolled into one.


Chunky wood, a contrasting colour top, chrome handles and tapered legs are among the timeless key features.



2. Cruz Small 2 Door 1 Drawer Sideboard

Packed full of plenty of country-style character, this sideboard is a staple furniture piece that's guaranteed to look great wherever you put it.

Chunky in all the right places, it's a rustic-inspired investment with drawer and cupboard storage.




£20 voucher applied at checkout

Living **Cruz Small 2 Door 1 Drawer Sideboard**

Now only
£345.99


Was: £399

£7 a month for 4 years | 0% APR

[More details](#) 

3. Lisbon Small Sideboard

A contemporary update on the traditional sideboard, this small Lisbon sideboard features a modern light grey oak finish and linear design, as well as eye-catching, chrome effect legs. It's a real focal point piece of furniture.




£20 voucher applied at checkout Bestseller

Signature **Lisbon Small Sideboard**

Now only
£749.99

Was: £849


£15.42 a month for 4 years | 0% APR

[More details](#) 

4. Archie Sideboard

Bringing urban loft design to life, this Archie Sideboard is rustic with an industrial twist, thanks to the metal base.

Two cupboards and three drawers provide ample storage space, while the metal tab handles add an extra layer of warehouse chic detail.




£20 voucher applied at checkout

Signature **Archie Sideboard**

Now only
£945.99

Was: £1,049


£19.50 a month for 4 years | 0% APR

[More details](#) 

5. Sisi Italia San Pietro Wide Sideboard


Minimalist, sizeable and with a high gloss design, this sideboard is guaranteed to look right at home against any contemporary backdrop.

Meanwhile, the generously-sized cupboard and drawers provide ample storage space.



£20 voucher applied at checkout


Sisi **Sisi Italia San Pietro Wide Sideboard**
Only
£599.99
£ 12.29 a month for 4 years | 0% APR

[More details](#) 

6. Endurance Diamond Wide Sideboard

Proof that sideboards are designed to be more than just storage units in the dining room or kitchen, this Endurance Diamond Wide Sideboard has all the wow factor.


It's got something for everyone; a marble effect finish, walnut veneer grain effect drawers, stainless steel statement legs and a space in the centre that's perfect for consoles: it's pushing all the design boundaries.



Triple discount voucher included Bestseller


Endurance **Diamond Wide Sideboard**
Now
£689.99
Was £749 | Sale: £699.99

Voucher price
£669.99
£ 14.17 a month for 4 years | 0% APR

[More details](#) 

7. Brooklyn 1 Drawer 2 Door Sideboard


A really stunning sideboard, brimming with country character chic and featuring a warm oak finish, this sideboard looks modern (chrome handles) and traditional (chunky proportions), all at the same time.



£20 voucher applied at checkout

Signature **Brooklyn 1 Drawer 2 Door Sideboard**
Now only
£329.99
Was £379

£ 6.67 a month for 4 years | 0% APR

[More details](#) 

8. Havana Large White Sideboard with LED

A real furniture statement, this generously-proportioned white sideboard will make a modern addition to any space.

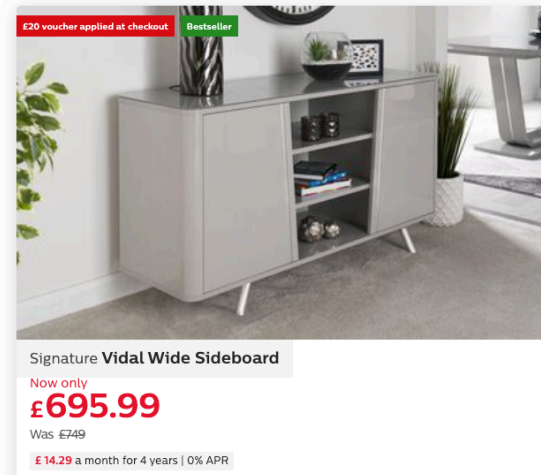
With two cupboards and additional drawers, it provides plenty of storage, while the LED light in the centre, streamlined design and angled feet makes it look ultra-modern.

9. Havana Large Grey Sideboard with LED

If you love the design and dimensions of the Havana White Sideboard, but wish it was in a darker colour, you're in luck because this popular sideboard is available in a striking dark grey finish, and looks just as impressive too.

10. Vidal Wide Sideboard

With its curved edges, feature chrome legs, high gloss finish and angled shelving section in the centre, this Vidal Wide Sideboard was made to be admired. A real feature furniture piece, there's plenty of display space on top and storage space on the shelves and in the side cupboards.



Seen a sideboard you like? We thought you might....we've got so many more for you take a look at too. Take a look...

[SHOP ALL SIDEBOARDS](#)